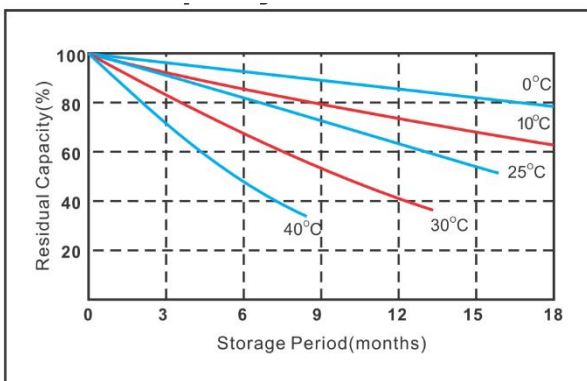


PT65-12

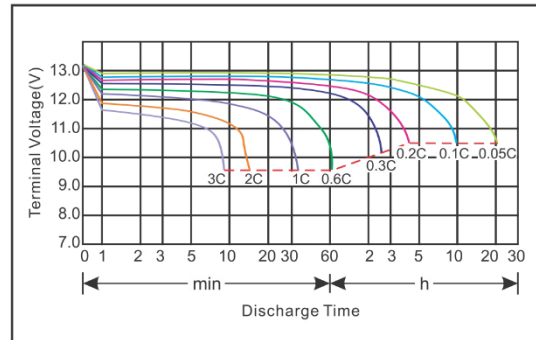
Parameter Chart

Volts		12V	
Capacity(25°C)	20 hours rate (3.25A)	65Ah	
Discharge Current Testing (25°C)	1 hours rate (35.7A)	36Ah	
	3 hours rate (16.2A)	49Ah	
Internal Resistance	Full Charged Battery 25°C	6.3mΩ	
Capacity Affected By Temperature	40°C	104%	
	25°C	100%	
	0°C	83%	
	-15°C	65%	
Residual Capacity (25°C)	Capacity After 3 Months Storage	91%	
	Capacity After 6 Months Storage	82%	
	Capacity After 12 Months Storage	65%	
Charge (Constant Voltage)	Cycle (25°C)	Initial Charging Current Less Than 19.5A Voltage 14.5~14.9V	
	Float (25°C)	Charge Voltage 13.6~13.8V	
Weight (Approx)		19.2Kg	

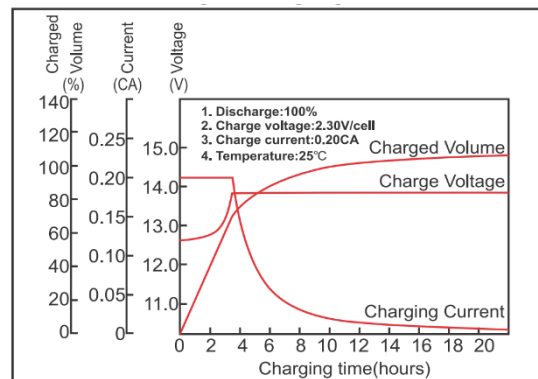
Residual Capacity



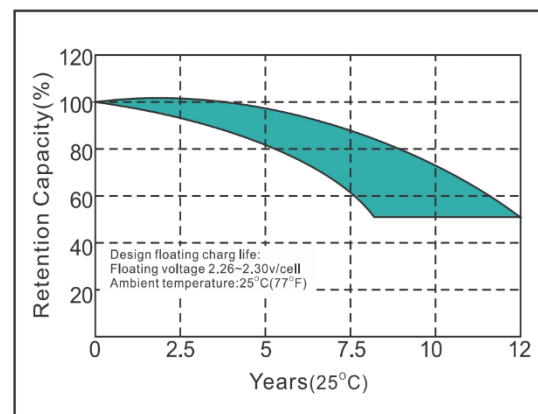
Discharge current 25°C



Constant Voltage Charging Characteristics



Float Life





Constant Current Discharge Characteristics (A,25°C)

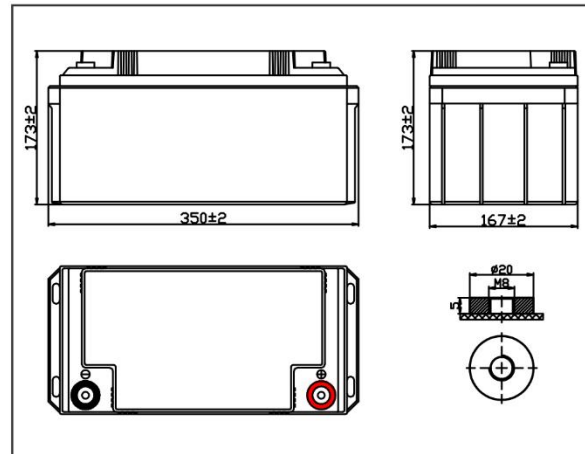
F.V/Time	5min	10min	15min	30min	60min	2h	3h	5h	8h	10h	20h
9.60V	197.2	137.6	105.8	64.4	39.4	22.8	16.1	11.3	7.6	6.4	3.4
10.2V	187.6	130.8	102.0	61.9	37.9	22.5	15.9	11.1	7.5	6.3	3.3
10.5V	182.8	127.0	99.1	60.6	37.0	22.3	15.7	11.0	7.5	6.3	3.3
10.8V	176.0	123.1	96.2	58.8	36.0	22.0	15.6	10.9	7.4	6.2	3.2

Constant Power Discharge Characteristics (watt,25°C)

F.V/Time	5min	10min	15min	30min	60min	2h	3h	5h	8h	10h	20h
9.60V	2071.0	1485.2	1162.0	723.4	449.2	263.6	188.5	132.7	90.3	76.4	40.8
10.2V	1967.1	1411.1	1114.9	694.5	431.9	259.7	186.6	130.8	89.6	75.8	40.4
10.5V	1919.0	1370.7	1087.0	679.1	421.3	257.8	184.7	129.9	89.1	74.9	39.9
10.8V	1848.8	1326.5	1060.0	659.9	409.8	254.9	183.7	128.9	88.2	74.6	39.5

Capacity Factors with Different Temperature

Battery Type		-20°C	-10°C	0°C	5°C	10°C	20°C	25°C	30°C	40°C	45°C
AGM Battery	12V	46%	66%	76%	83%	90%	98%	100%	102%	104%	105%



ISO 9001
ISO 14001
OHSAS 18001

